

The reactions of diacetylenic ketones with nitrogen nucleophiles; facile preparation of alkynyl substituted pyrimidines and pyrazoles

Jack E. Baldwin,^{*a} Gareth J. Pritchard^b and Richard E. Rathmell^a

^a The Dyson Perrins Laboratory, Oxford University, South Parks Road, Oxford, UK OX1 3QY

^b Department of Chemistry, Loughborough University, Epinal Way, Loughborough, UK LE11 3TU. E-mail: jack.baldwin@chem.ox.ac.uk

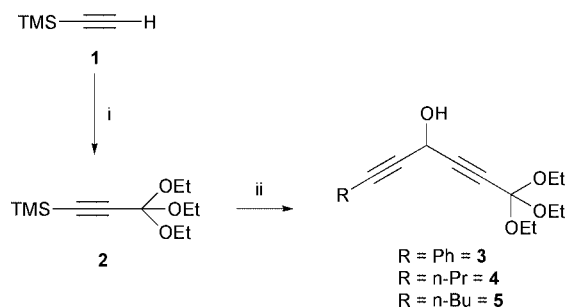
Received (in Cambridge, UK) 27th September 2001, Accepted 15th October 2001

First published as an Advance Article on the web 26th October 2001

Alkynyl substituted pyrimidines and pyrazoles have been synthesized by cyclocondensations of diacetylenic ketones with amidines and hydrazines.

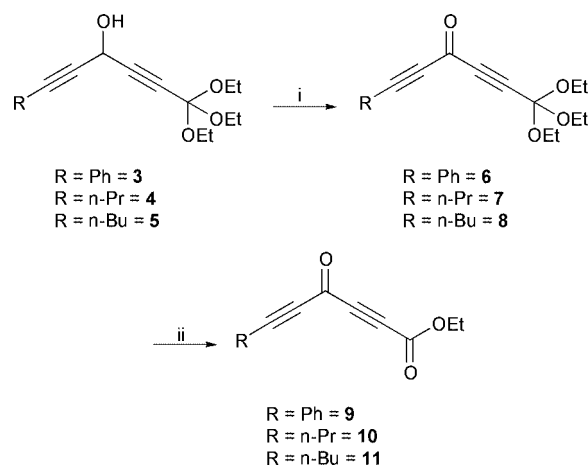
As part of an ongoing program to develop novel routes to various heterocyclic structures, we describe here the facile preparation of alkynyl substituted pyrimidines and pyrazoles. We recently reported a range of reactive electrophiles, which undergo facile reactions with various nucleophiles to form a heterocycle.^{1–6} Initial work has been on a novel route to heterocyclic, substituted non-proteinogenic α -amino acids. The route made use of the reaction of α -amino acid substituted alkynyl ketones with a range of nucleophiles to form the heterocyclic ring system.^{1,2} We have also reported the use of similar chemistry to generate a range of novel C-nucleosides.³ Other related work makes use of vicinal tricarbonyls as the reactive core permitting the synthesis of novel non-proteinogenic α -amino acids.⁴ Two new approaches to novel C-4 heteroaromatic kainoid analogues have also been reported, both routes make use of key reactive precursors to introduce a variety of heteroaromatic rings.^{5,6}

We now wish to describe our related studies on diacetylenic ketones **9–11**. We have recently reported a route to unsymmetrical diacetylenic ketoesters.⁷ The chemistry reported makes use of orthoesters, which can be removed under very mild conditions to give ethyl esters.⁸ Our route makes use of chemistry developed by Boche.⁹ Thus treatment of (trimethylsilyl)acetylene **1** with *n*-butyllithium in diethyl ether at low temperature and reaction with triethoxycarbenium tetrafluoroborate gave **2** in good yield.¹⁰ Treatment of **2** with *n*-butyllithium, in THF, generates the organolithium which can be reacted with a range of acetylenic aldehydes to give the diynols **3–5** in excellent yields (Scheme 1).



Scheme 1 Reagents and conditions: i, *n*-BuLi, Et₂O, -78 °C; (EtO)₃-CBF₄, 80%; ii, *n*-BuLi, THF, -0 °C; RCCCHO, 74–80%.

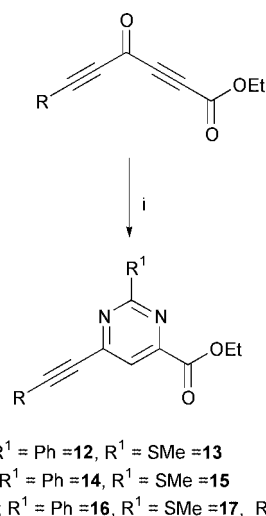
With a good route established to alcohols **3–5** we now looked at oxidation routes to the ketones. We found, after some experimentation, that freshly prepared manganese dioxide gave the optimum yields and product purity of the ketones **6–8** (Scheme 2). The orthoesters could then be converted to the ethyl ester by stirring with Amberlyst resin, to give the required



Scheme 2 Reagents and conditions: i, MnO₂, benzene, RT, 90 min, 99%; ii, Amberlyst 15, benzene, RT, 98%.

ketones **9–11**. The facile deprotection reaction gives material that is essentially homogeneous. Further purification was unnecessary and unreliable due to the highly reactive nature of the products **9–11**.

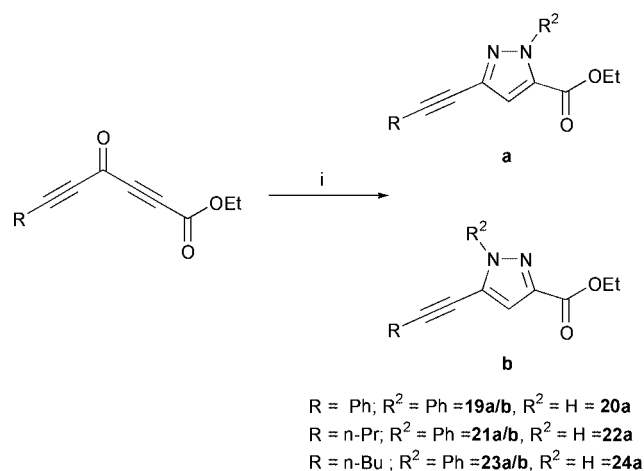
With a range of diacetylenic ketoesters in hand we were now able to examine reactions with a range of nitrogen nucleophiles. Our starting point was to apply the conditions we had developed for the synthesis of heterocyclic substituted non-proteinogenic α -amino acids.^{1,2} Thus diacetylenic ketoesters **9–11** reacted smoothly with amidines to yield a range of densely functionalised pyrimidines **12–18** in excellent yields (Scheme 3 and Table 1).



Scheme 3 Reagents and conditions: i, R¹C(NH)NH₂, MeCN–H₂O, 55–90%.

Compounds **12–18** were formed as single regioisomers, attributed to the acetylenic carbon bearing the ester group being the most electron deficient, making this the initial site for nucleophilic attack of the amidine. Miller has reported that on symmetrical ketones after initial attack of simple nitrogen nucleophiles the second acetylene moiety becomes deactivated towards further nucleophilic attack, resulting in only mono-addition of the nucleophile.¹¹

We have also observed that diacetylenic ketoesters **9–11** react well with both substituted and unsubstituted hydrazines to give the corresponding pyrazoles **19–24** in good yield (Scheme 4 and Table 2). When phenylhydrazine was used a mixture of regioisomers **a/b** was generated in approximately 3 : 2 ratio. When hydrazine hydrate was used as the nucleophile only regioisomer



Scheme 4 Reagents and conditions: i, R²NHNH₂, EtOH, RT, 55–90%.

a was isolated, presumably due to hydrogen bonding to the ethyl ester group.

In summary we have shown that it is possible to prepare a range of functionalised pyrimidines **12–18** and pyrazoles **19–24** in good yield by reaction of highly reactive diacetylenic ketones with nitrogen nucleophiles. Both ethyl ester and alkyne are versatile groups for further synthetic steps and manipulation.

Table 1 Preparation of functionalised pyrimidines

Substrate	Compound	R	R ¹	Yield ^a
9	12	Ph	Ph	90
9	13	Ph	SMe	85
10	14	C ₃ H ₇	Ph	92
10	15	C ₃ H ₇	SMe	90
11	16	C ₄ H ₉	Ph	87
11	17	C ₄ H ₉	SMe	90
11	18	C ₄ H ₉	Me	55

^a Isolated yields after chromatography.

Table 2 Preparation of functionalised pyrazoles

Substrate	Compound	R	R ²	Yield of a ^a (%)	Yield of b ^a (%)
9	19a/b	Ph	Ph	24	48
9	20a	Ph	H	89	—
10	21a/b	C ₃ H ₇	Ph	20	60
10	22a	C ₃ H ₇	H	51	—
11	23a/b	C ₄ H ₉	Ph	20	60
11	24a	C ₄ H ₉	H	52	—

^a Isolated yields after chromatography. The structures **a** and **b** were assigned on the basis of ¹H NMR three bond correlation (HMBC) and NOE experiments.

Experimental

General experimental details are as previously published.¹

General procedure for the preparation of pyrimidines

A solution of freshly prepared ketone (1.0 eq.) in MeCN–H₂O [10 : 1] (3 cm³/50 mg) was added to a stirred solution of the amidine (1.5 eq.) and K₂CO₃ (3.0 eq.) in MeCN–H₂O [10 : 1] (10 cm³/100 mg). The resultant deep red solutions were stirred at room temperature for 30 min before being absorbed onto silica gel and purified by flash chromatography.

2-Phenyl-6-phenylpropargyl pyrimidine-4-carboxylic acid ethyl ester 12.† ν_{\max} (Film)/cm⁻¹ 2981 (CH), 2930 (CH), 2217 (C≡C), 1749 (CO₂Et); δ_{H} (200 MHz, CDCl₃) 8.59–8.54 (2H, m, Ar), 7.56 (1H, s, CH), 7.70–7.66 (3H, m, Ar), 7.46–7.41 (6H, m, Ar), 4.41 (2H, q, *J* = 7 Hz, O-CH₂CH₃), 1.49 (3H, t, *J* = 7 Hz, O-CH₂-CH₃); δ_{C} (50.3 MHz, CDCl₃) 165.59, 164.15, 155.72, 153.13, 136.48, 132.45, 131.35, 130.02, 128.75, 128.58, 120.66, 97.77, 87.09, 62.55, 14.18 (Found: MH⁺ 329.1222, C₂₁H₁₆N₂O₂ requires *M*, 328.1211); *m/z* 329 (100%, MH⁺).

General procedure for the preparation of pyrazoles

Phenylhydrazine or hydrazine (1.5 eq.) was added to a stirred solution of the respective freshly prepared ketone (1.0 eq.) in EtOH (10 cm³/50 mg). The resultant deep red solutions were stirred at room temperature for 90 min before being absorbed onto silica gel and purified by flash chromatography.

2-Phenyl-5-phenylpropargyl-2H-pyrazole-3-carboxylic acid ethyl ester 19a. *R_F* = 0.4 [light petroleum–EtOAc (10 : 1)]; ν_{\max} (Film)/cm⁻¹ 2985 (CH), 2932 (CH), 2244 (C≡C), 1732 (CO₂Et); δ_{H} (200 MHz, CDCl₃) 7.59–7.34 (11H, m, Ar and CH), 4.48 (2H, q, *J* = 7 Hz, O-CH₂CH₃), 1.43 (3H, t, *J* = 7 Hz, O-CH₂-CH₃); δ_{C} (50.3 MHz, CDCl₃) 165.49 (C), 140.92 (C), 139.18 (C), 134.87 (C), 132.70 (CH), 129.30 (CH), 128.25 (CH), 127.03 (CH), 126.22 (CH), 122.76 (C), 118.30 (CH), 110.73 (CH), 84.96 (C), 78.12 (C), 59.16 (CH₂), 13.48 (CH₃) (Found: MH⁺ 317.1233, C₂₀H₁₆N₂O₂ requires *M*, 316.1211); *m/z* 316 (100%, MH⁺).

1-Phenyl-5-phenylpropargyl-2H-pyrazole-3-carboxylic acid ethyl ester 19b. *R_F* = 0.6 [light petroleum–EtOAc (10 : 1)]; ν_{\max} (Film)/cm⁻¹ 2985 (CH), 2932 (CH), 2244 (C≡C), 1732 (CO₂Et); δ_{H} (200 MHz, CDCl₃) 7.59–7.34 (11H, m, Ar and CH), 4.28 (2H, q, *J* = 7 Hz, O-CH₂CH₃), 1.22 (3H, t, *J* = 7 Hz, O-CH₂-CH₃); δ_{C} (50.3 MHz, CDCl₃) 159.51 (C), 148.6 (C), 139.71 (C), 132.71 (CH), 129.15 (CH), 128.22 (CH), 128.10 (CH), 126.11 (C), 126.00 (CH), 122.98 (C), 118.23 (CH), 110.00 (CH), 92.73 (C), 89.86 (C), 59.10 (CH₂), 13.60 (CH₃) (Found: MH⁺ 317.1233, C₂₀H₁₆N₂O₂ requires *M*, 316.1211); *m/z* 316 (100%, MH⁺).

Acknowledgements

We thank F. Hoffmann-La Roche for financial support to RER.

Notes and references

† The IUPAC name for propargyl is prop-2-ynyl.

- 1 R. M. Adlington, J. E. Baldwin, D. Catterick and G. J. Pritchard, *J. Chem. Soc., Chem. Commun.*, 1997, 1757; R. M. Adlington, J. E. Baldwin, D. Catterick and G. J. Pritchard, *J. Chem. Soc., Perkin Trans. 1*, 1999, 855.
- 2 R. M. Adlington, J. E. Baldwin, D. Catterick, G. J. Pritchard and L. T. Tang, *J. Chem. Soc., Perkin Trans. 1*, 2000, 303; R. M. Adlington, J. E. Baldwin, D. Catterick, G. J. Pritchard and L. T. Tang, *J. Chem. Soc., Perkin Trans. 1*, 2000, 2311.
- 3 R. M. Adlington, J. E. Baldwin, G. J. Pritchard and K. C. Spencer, *Tetrahedron Lett.*, 2000, **40**, 575.
- 4 R. M. Adlington, J. E. Baldwin, D. Catterick and G. J. Pritchard, *J. Chem. Soc., Perkin Trans. 1*, 2000, 299; R. M. Adlington, J. E. Baldwin, D. Catterick and G. J. Pritchard, *J. Chem. Soc., Perkin Trans. 1*, 2001, 668.
- 5 J. E. Baldwin, A. M. Fryer and G. J. Pritchard, *Bioorg. Med. Chem. Lett.*, 2000, **10**, 309; J. E. Baldwin, A. M. Fryer and G. J. Pritchard, *J. Org. Chem.*, 2001, **66**, 2588.
- 6 J. E. Baldwin, G. J. Pritchard and D. S. Williamson, *Bioorg. Med. Chem. Lett.*, 2000, **10**, 1927; J. E. Baldwin, G. J. Pritchard and D. S. Williamson, *Tetrahedron*, 2001, **57**, 7991.
- 7 J. E. Baldwin, G. J. Pritchard and R. E. Rathmell, *Synth. Commun.*, 2000, **30**, 3833.
- 8 For a review see R. H. DeWolfe, *Synthesis*, 1974, 679.
- 9 G. Boche and J. Bigalke, *Tetrahedron Lett.*, 1983, **25**, 955.
- 10 For the preparation of triethoxycarbenium tetrafluoroborate see H. Meerwein, P. Borner, O. Fuchs, H. J. Sasse, H. Schrodt and J. Spille, *Chem. Ber.*, 1956, **89**, 2060.
- 11 S. I. Miller, *Tetrahedron*, 1968, **24**, 4285.